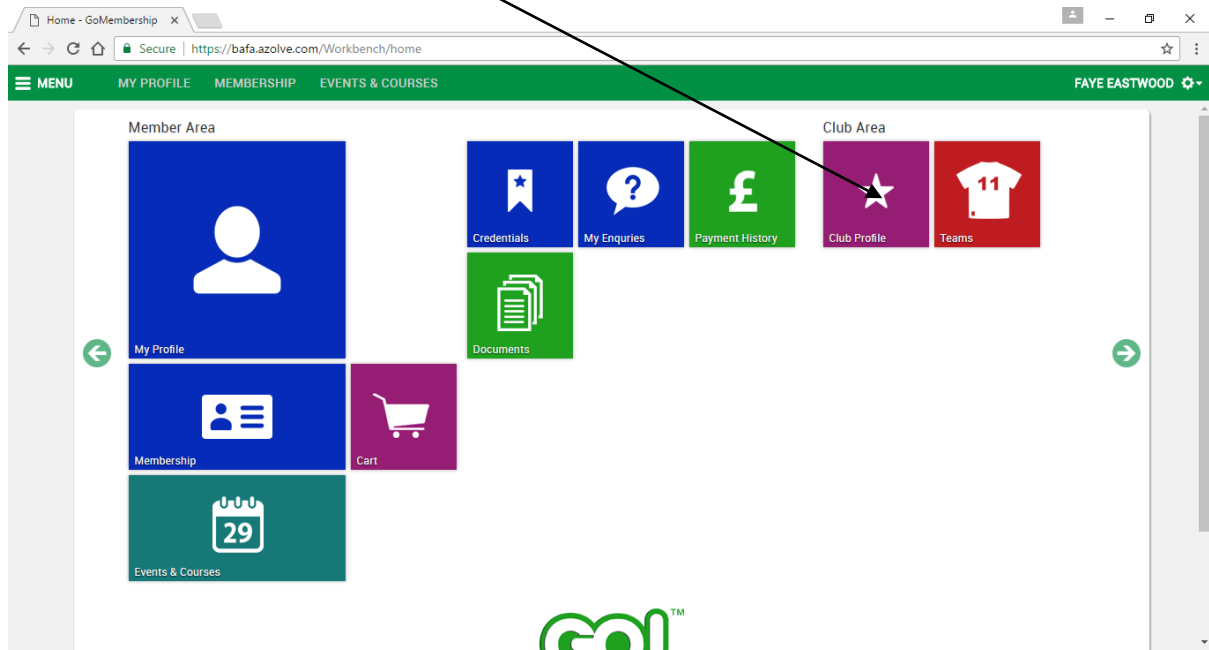



How to hide club members within club list (Club admin function only)

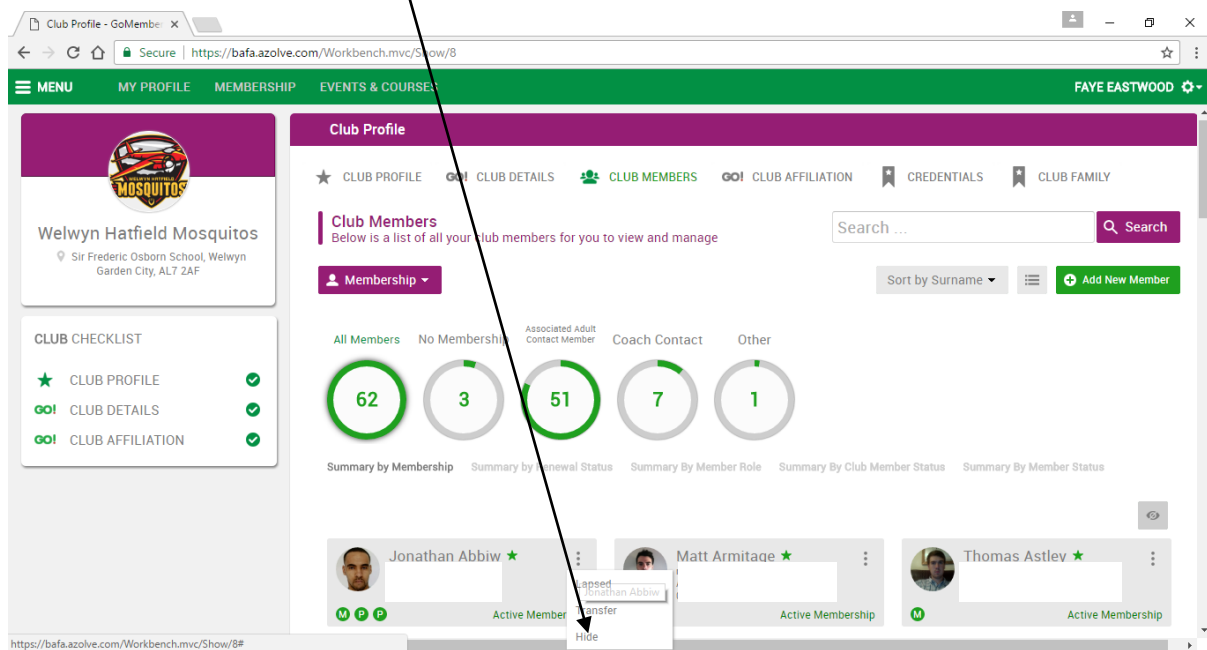
Log on to your profile and select Club Profile



Click on Club Members

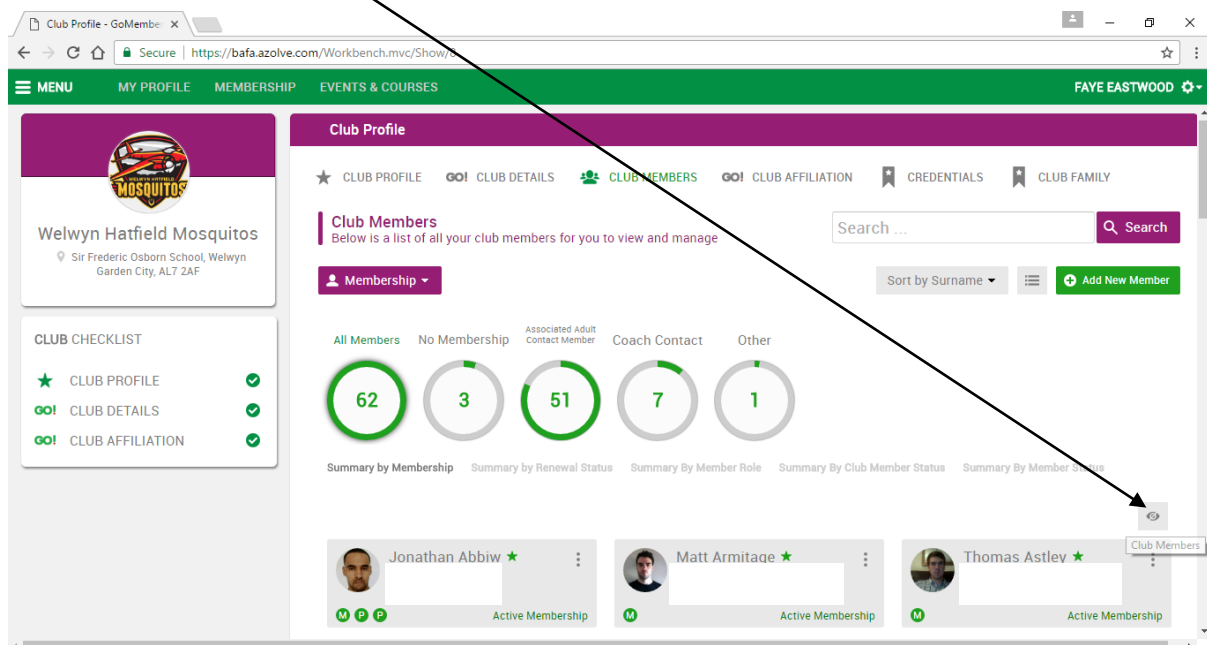


This will pull up a list of all members attached to the club, including those that have left without transferring. To hide these profiles from your club list you just need to hover over the 3 dots on a players profile and select Hide.



Repeat this process for all club members that you wish to remove from view.

To be able to view the list of hidden profiles simply click the eye icon shown above profile list. You can unhide profiles here by repeating the process and clicking Unhide.



Should your team have multiple Club Admins please be aware that if one Admin hides players then these are hidden for all Admins. Also, changes to Club view will filter through to Team view.

For those members left on your visible list, you are able to change the colour of the stars on a members licence tab to reflect who has signed contracts with you. If you haven't already changed these then the stars will be very random, solid green or outline. Members who have signed their contracts can have green solid stars to reflect this. To change those that are just outlines, hover over the 3 dots and select Rejoin Club. For those members that are showing as solid stars and have not yet signed a contract, hover over the stars and select Lapsed. These will all need to be changed back to outlines at the end of the season. The functions within the 3 dots are Club management only and will not affect the BAFA registration.