

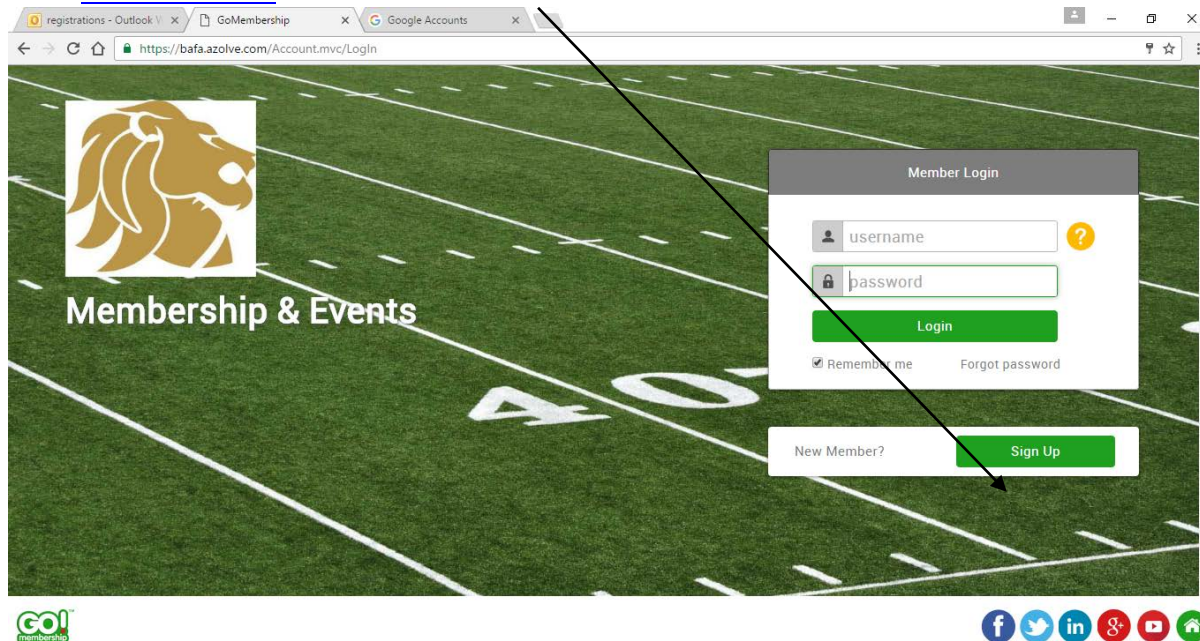
BAFA National Leagues



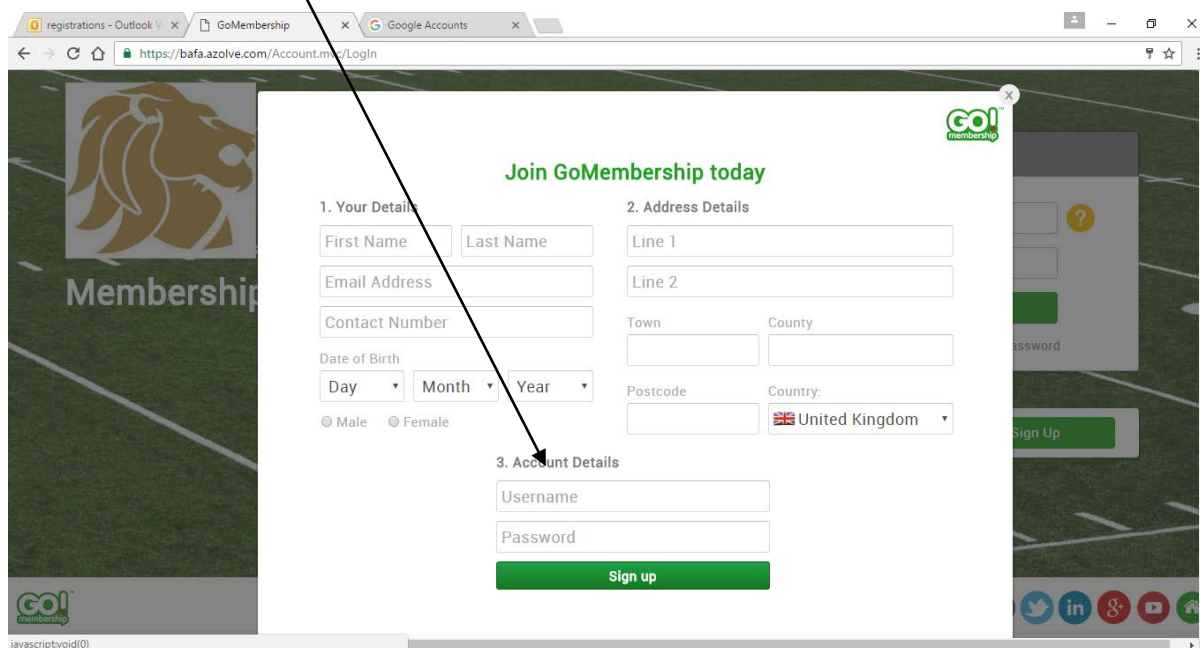
Creating a new BAFA membership

Please note, all members should complete their own registration, except for players under 16 years of age who must have this completed by a parent or guardian.

Go to bafa.azolve.com and click on 'New Member'



Please complete all sections. Section 3 will be your account details. The Username automatically self populates with your email address. You can change this to a new username of your choice if you prefer.

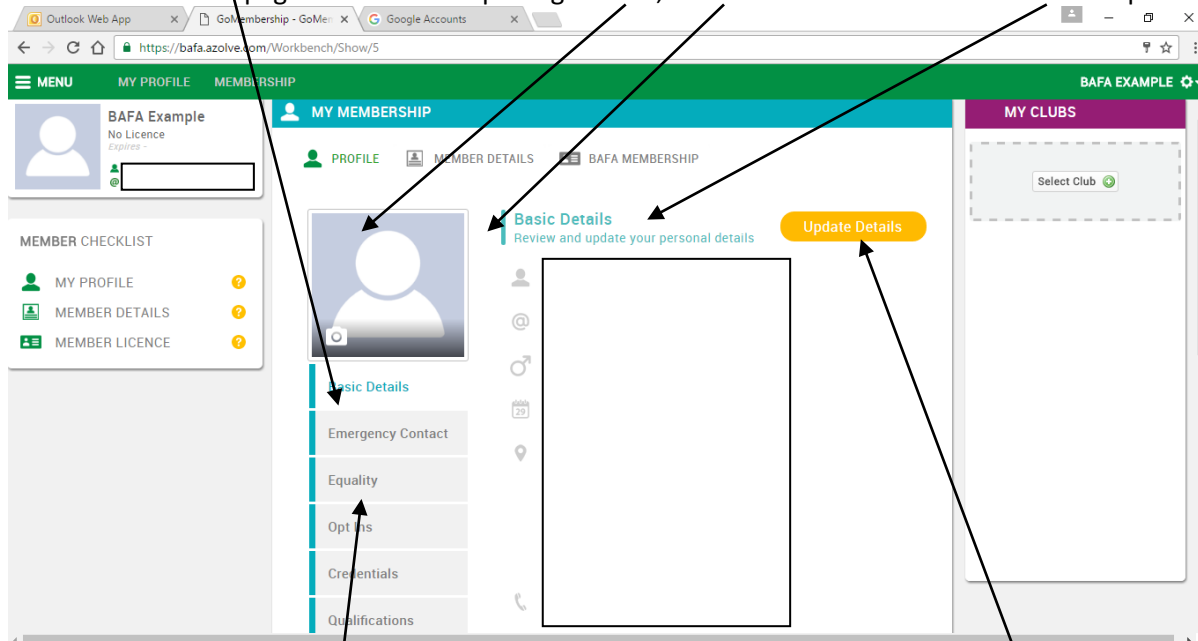


BAFA National Leagues

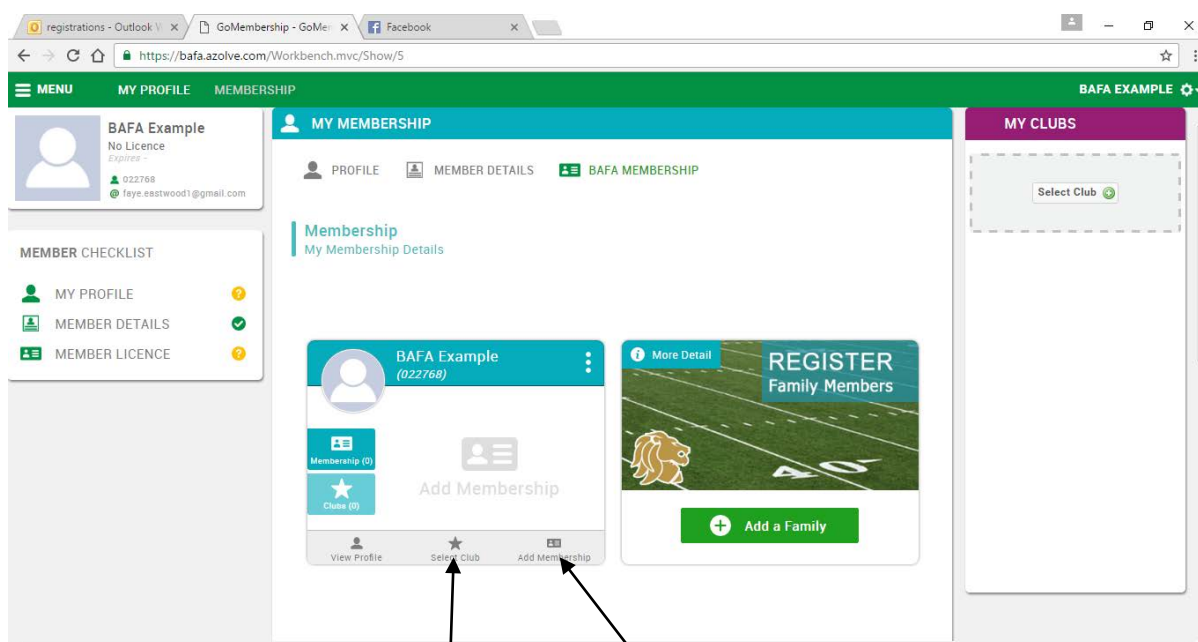


Creating a new BAFA membership

Your profile page will then be brought up. Please do not select a club at this point. The first step here is to add your profile picture. This needs to be a passport style photo, a clear image of your face. Please be aware, a group photo, or a photo with you wearing helmet etc will not be accepted and may result in you not appearing on your game day roster. As well as photo upload there are 3 sections within this page that need completing. Profile, Member Details and BAFA Membership.



Each section then has subcategories which need to be completed. Please select Update Details and fill out the required details. The BAFA Membership tab looks like this:

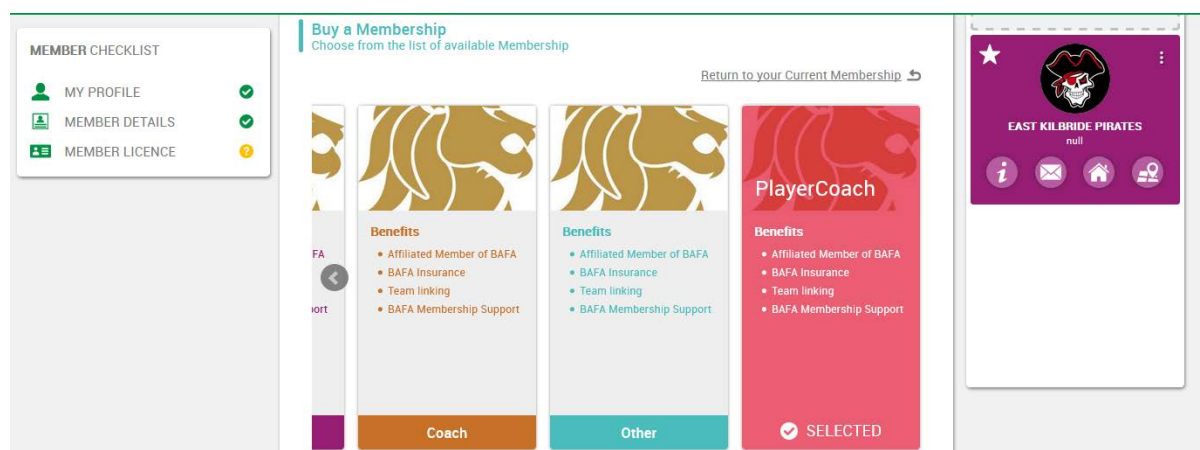
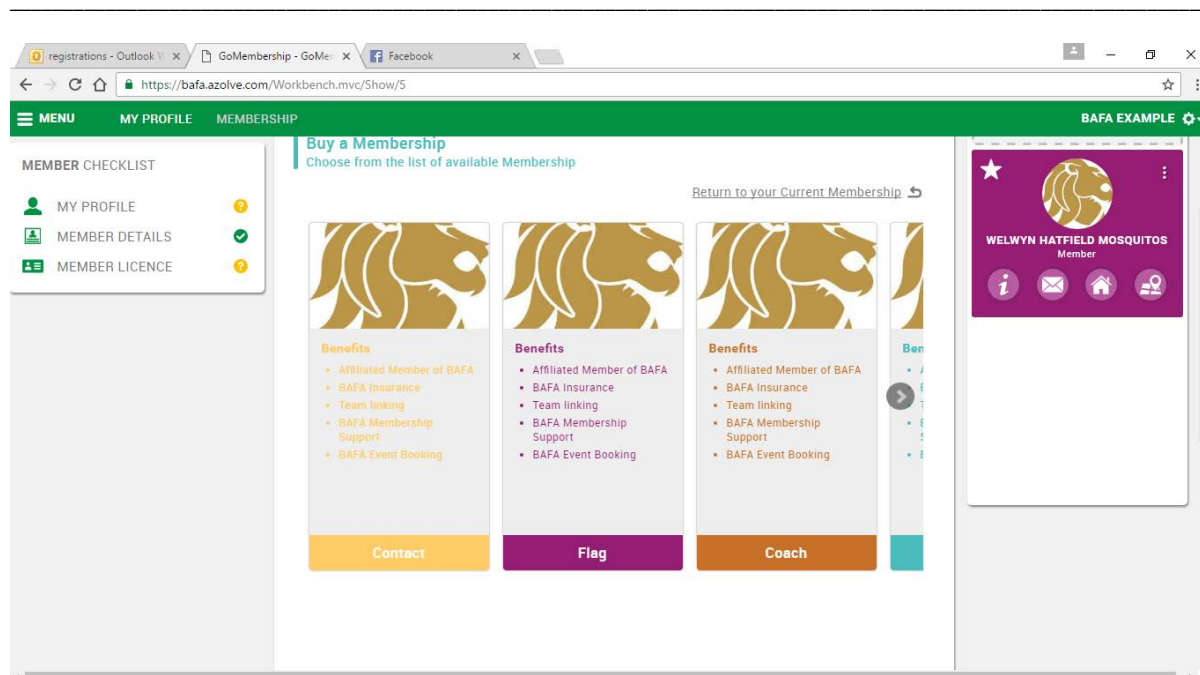


At this point you can select your club. Please make sure you click on the right club as this locks it in once you have selected. The next stage is Add Membership.

BAFA National Leagues



Creating a new BAFA membership



Five options are now available to you. Contact and Flag are for players only. Then you have Coach, Other and PlayerCoach (you will need to scroll over slightly for these options using the arrow icon). Clicking on an option then gives you a couple of drop down boxes to choose from and also the Upload ID section. Please ensure that you complete the drop-down sections as well as ID upload section. You can also opt in or out to receiving information from BAFA. Members under 16 will also need to confirm parental consent.

The system requires 2 items to be uploaded, 1 of which needs to be photo ID. Documents accepted:

- Passport
- Driving Licence
- Identity Card
- Utility Bill
- Bank Statement

BAFA National Leagues



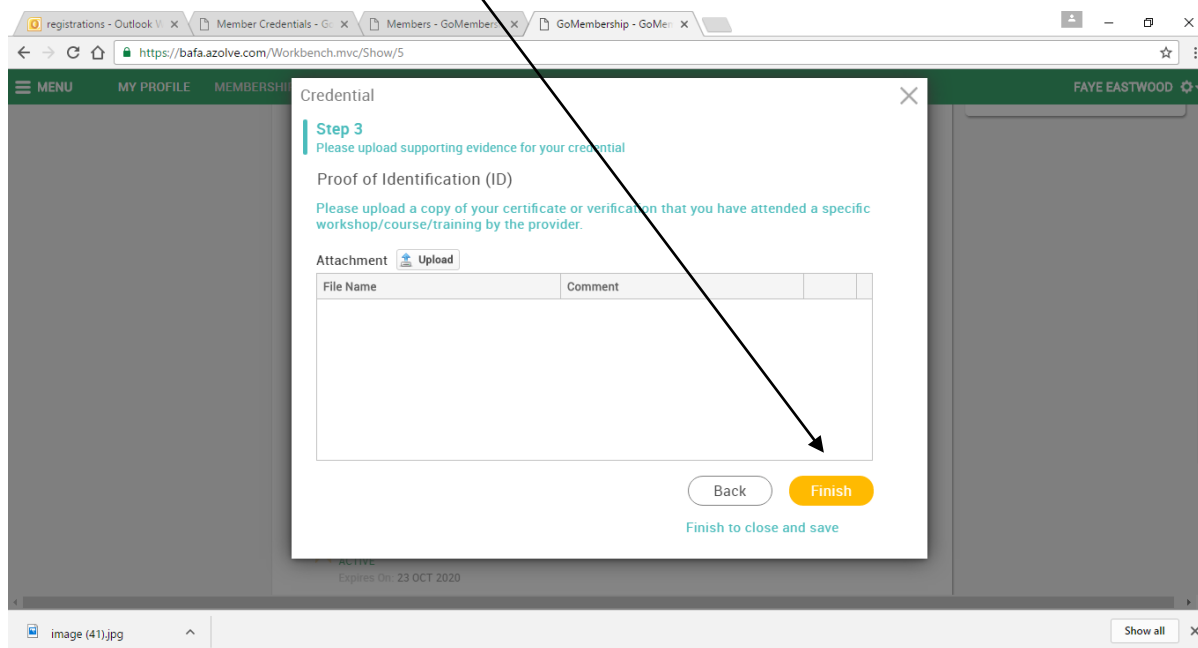
Creating a new BAFA membership

- Letter from HMRC

'Other' documents can include a letter from your local authority or employer. Please add any reference numbers included on the document. If no reference number is available please enter xxxx. If your document does not include valid from/expiry dates, please enter today's date. The expiry date will automatically be populated with the date that we will require your ID to be updated.

If you are under 18 we will accept parental details as proof of address. Under 18s can also upload their Bus or Train pass, Student card, or Young Scot card. If no form of photo ID exists then a copy of birth certificate will be accepted. However, please note that should you get to any National Finals competitions then additional photo ID may be requested.

When uploading please be aware that both items need to be added separately. Once you have uploaded a photo/file please select finish then repeat the process to upload the second document.



Once you have uploaded your details you will see notification at the bottom that ID is pending approval. This can be ignored for now as it is just reference for you that the documents have been uploaded on to your profile. Scroll down and select Finish. You will then be taken to the payment page. Please check to see if all details are correct and that the correct fee, as per below, has been applied.

- Coach or Player Coach Flag only £37
- Adult Contact player £35
- Adult flag player £24.50
- Junior Contact player £25
- Youth Contact player £20
- Youth Flag player £15.50

BAFA National Leagues



Creating a new BAFA membership

- Cadet Flag player £15.50
- Opal women's player £40
- Sapphire women's player £30
- Adult contact player or player / coach £58.50

You can find a full list of [fees](#) on the BAFA website. Please follow the onscreen instructions to complete your payment. There will be an option to print your invoice confirmation once you have made your payment. You will also receive your confirmation via email.

If you have any questions please do not hesitate to contact registrations on registrations@britishamericanfootball.org